

Outdoor teaching with pre- school kids

Anu Männistö, classteacher,
environmental educator



My school in Hirvensalmi


Elomaan koulu



- ▶ Hirvensalmi is a small municipality near Mikkeli
- ▶ 130 pupils
- ▶ From pre-school to 9th grade
- ▶ My class: 2 teachers, 7 pre-school kids, 9 1st grade kids

Timetable

- ▶ School starts at 9am
- ▶ 1st lesson outdoors with pre-school kids
- ▶ 2nd lesson indoors all together
- ▶ Lunch
- ▶ 40 minutes break outdoors for all kids
- ▶ 3rd and 4th lessons indoors or outdoors all together
- ▶ School ends at 1pm



A photograph of two children in a natural setting. In the foreground, a child in a blue jacket is crouching on a dirt path, looking at something on the ground. In the background, another child in a red patterned jacket is standing near some green bushes. A body of water and trees are visible in the far background.

Why outdoors?

- ▶ New curriculum 2016:
- ▶ View to learning: "Pupils take an active part in learning"
- ▶ Learning environments: "Nature is used as a learning environment in different subjects"
- ▶ Methods: "Experiences and active methods & use of different senses increase memorability of learning and it strengthens motivation."
- ▶ Holistic teaching crosses subject boundaries
- ▶ Cooperation



We are
in the forest or
in the schoolyard
every day...





every season...



every weather...

What we do:



Read and tell stories



Maths


Science





Art and handicraft





PE




Free play!





All day treks



What we gain:

- ▶ Social skills
- ▶ Motoric skills
- ▶ Cognitive skills
- ▶ Better physical condition
- ▶ Cooperation
- ▶ Good conversations
- ▶ Adventures
- ▶ Wondering
- ▶ Lots of joy





Thank
You!